



11TH CONGRESS OF
THE WORLD FEDERATION OF PEDIATRIC
INTENSIVE & CRITICAL CARE SOCIETIES
12-16 JULY, 2022



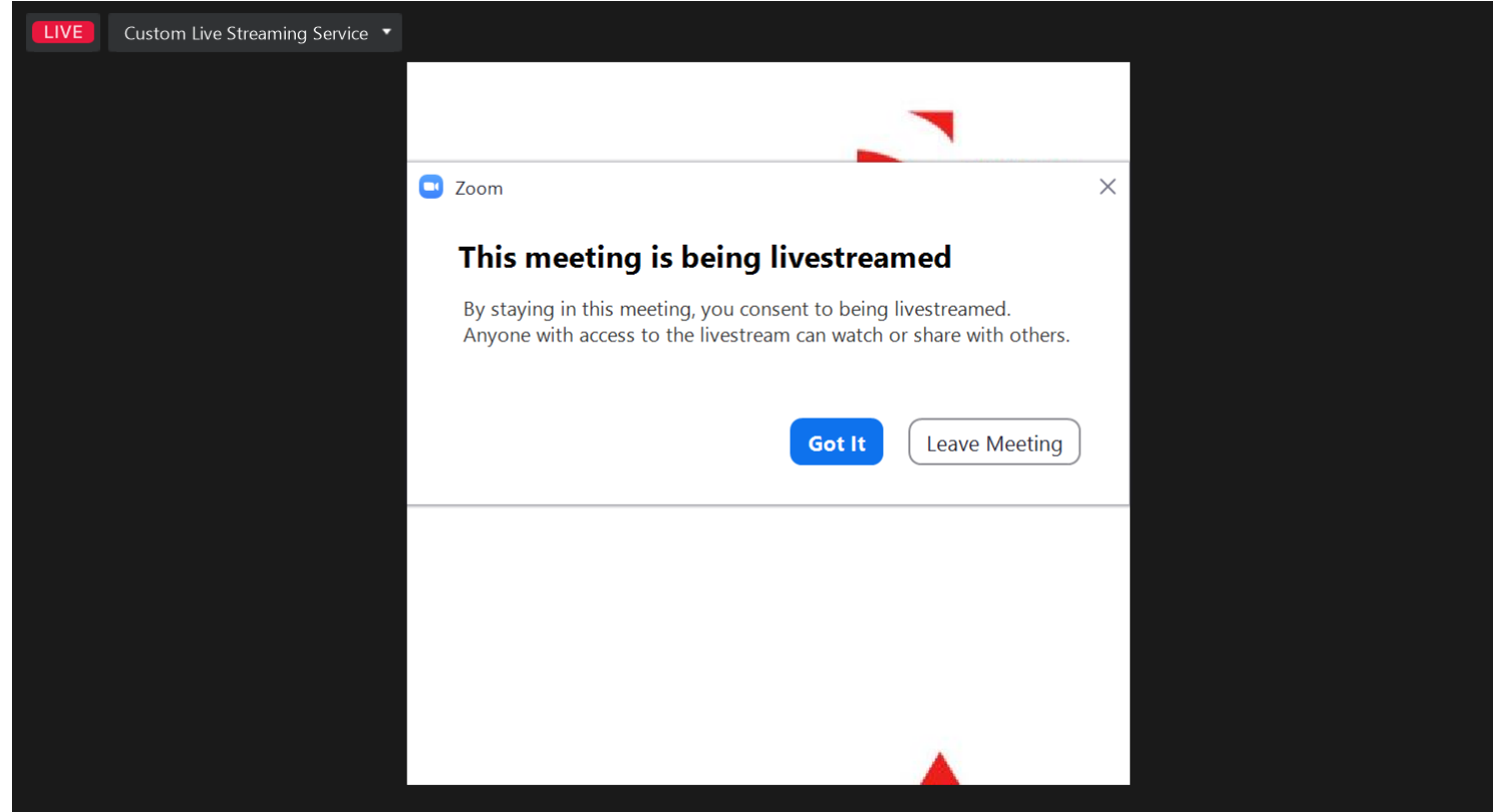
Zoom Meeting – Wordly Translation

Attendee Guideline

**Real-Time Simultaneous Interpretation in 20+
Languages**



Please confirm the livestream message
by pressing on the “got it” button





11TH CONGRESS OF
THE WORLD FEDERATION OF PEDIATRIC
INTENSIVE & CRITICAL CARE SOCIETIES
12-16 JULY, 2022



If the wordly page does not pop up automatically, you will be able to join it manually.

The link to join the translation page will be available in the zoom chat, please click on it to open the wordly page

Live1@kenes.com to Everyone

10:04 AM

link to the translation:

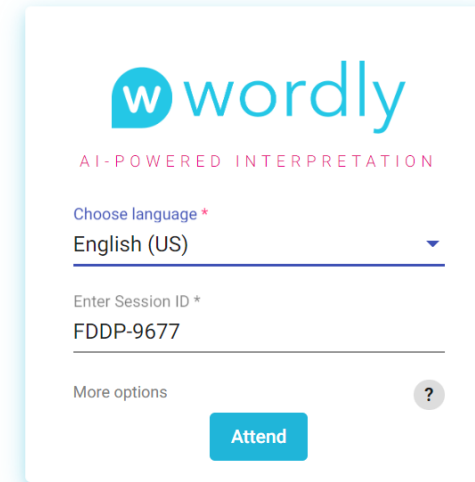
<https://attend.wordly.ai/join/FDDP-9677>



Step 1:

For first-time users, a Join Page will appear.
Please choose your language and Click “Attend”

Note: Session ID will
auto-populate



w wordly

AI-POWERED INTERPRETATION

Choose language *

English (US)

Enter Session ID *

FDDP-9677

More options ?

Attend

Step 2:

The Wordly translation window will open, showing
real-time closed captioning in the language of your
choice.



wordly

attend.wordly.ai/en/enter/YFKB-4887?zoom=8693228927

w wordly

YFKB-4887

ENGLISH (US)

w wordly
Hello and welcome to Wordly.



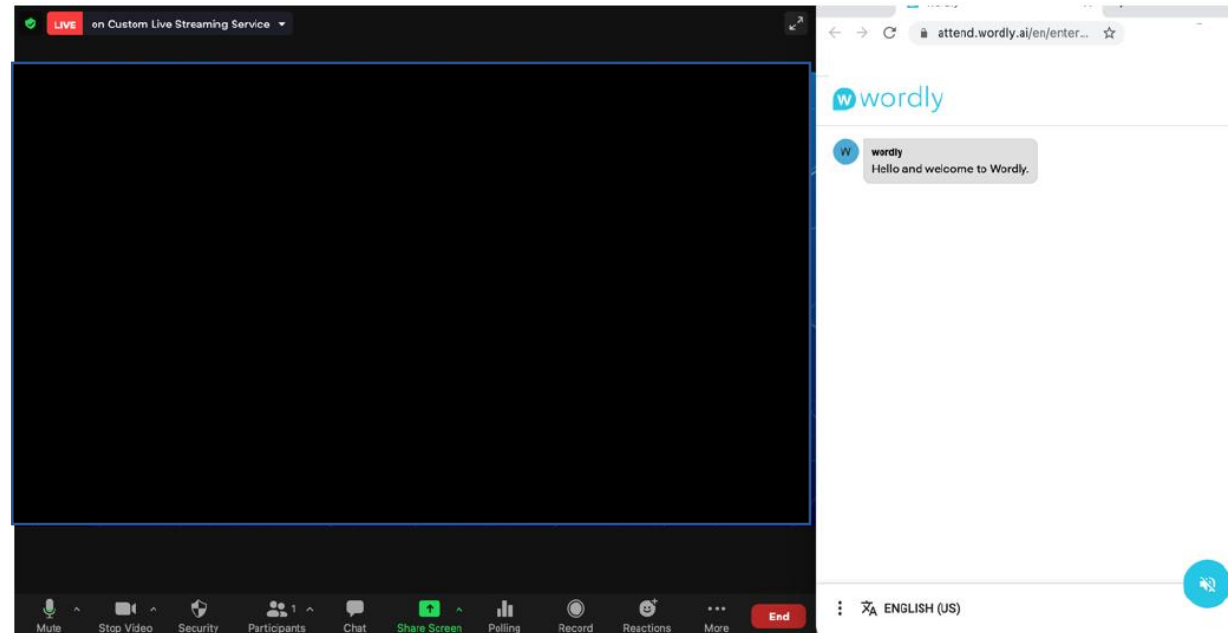
Step 3:

To begin Audio, click on the Speaker Icon, located just left of the language name. ***To hear audio translation only, return to zoom after this step***



Step 4:

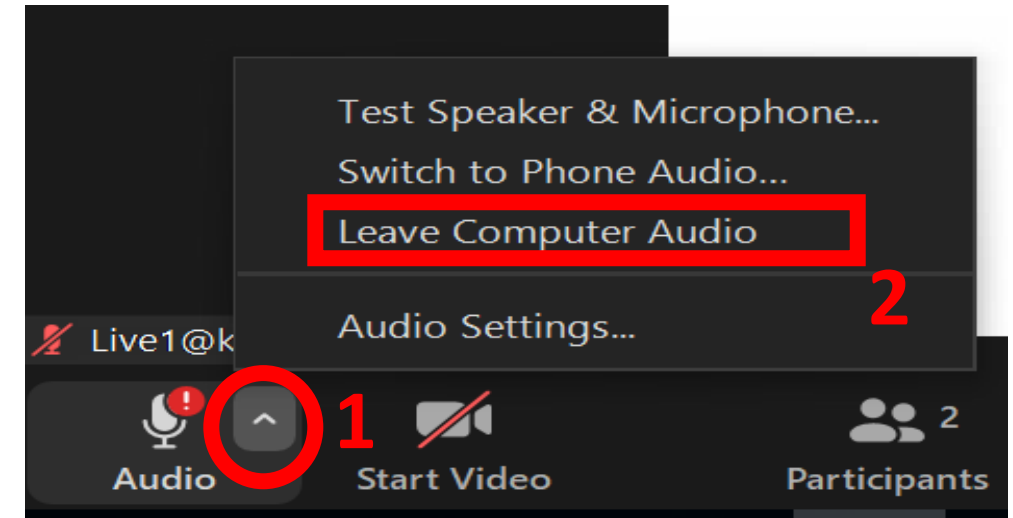
To view closed captioning alongside the Zoom window, resize your Wordly web browser window, to fit alongside the Zoom window





If you want to **hear** the conversation in your own language, follow the steps below:

a- On the Zoom screen, click on the microphone icon and click on “leave the computer audio”



b- Unmute the speaker icon on the wordly web App






If you don't hear the translation please make sure the translation is not muted in the wordly page



FDDP-9677



ENGLISH (US)






Choose Language

* Please change to the language you desire to hear the translation

* Click on attend



w wordly
AI-POWERED INTERPRETATION

Choose language *
English (US)

Enter Session ID *
FDDP-9677

More options ?

Attend

Or

* You can change language at any time. Click on the language (ie: “Dutch – Nederlands”) to select the language of your choice. Click ‘Save’ to return to the translation window.

